



Force feedback in MIS

Bert Willaert

Supervisors:

Prof. H. Van Brussel

Prof. D. Reynaerts



Robot-Assisted Surgery group
Department of Mechanical
Engineering K.U.Leuven



1. Introduction

Goal: a master-slave system for MIS with relevant force feedback

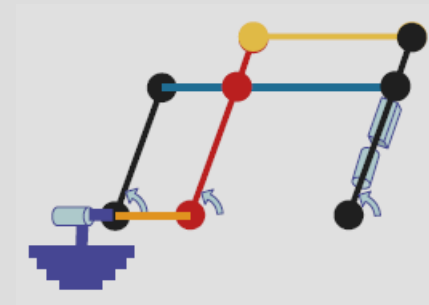
- Slave (ZEUS)
- Force measurement system
- Controller
- Master (PHANToM)



2. Slave system

How to deal with the trocar?



- Existing concepts:
 - Passive joint at end-effector (AESOP, ZEUS,...)
 - Remote centre of rotation (Da Vinci,...)
 - Virtually fixed centre of rotation
- New concept:
 - Passive joint at end-effector + passive mechanism to position the trocar (2 DOF's)



2. Slave system

Advantages

- No special kinematic configuration for robot
- Accurate positioning instrument tip
- Intuitive placing of trocar mechanism
- Table-mounted slave system






Robot-Assisted Surgery
Department of Mechanical Engineering
K.U.Leuven




3. Force measurement system

Existing concepts:

- Force sensor at instrument tip (DLR, PMA,...)
- Force sensor at end-effector (Univ. of Tokyo)
- Force sensor in trocar for patient-mounted robot (Paris)
- Position error or motor current based force estimation (back-drivable systems: cable-driven, pneumatic...)



Robot-Assisted Surgery group
Department of Mechanical Engineering
K.U.Leuven



3. Force measurement system

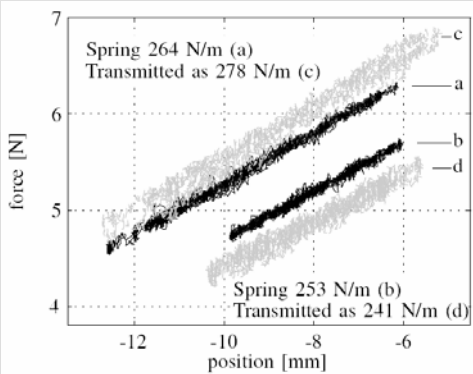
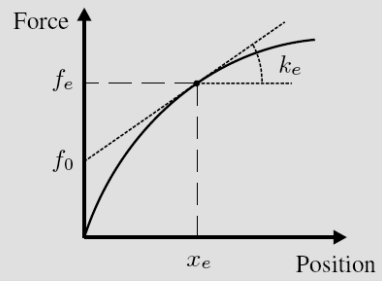
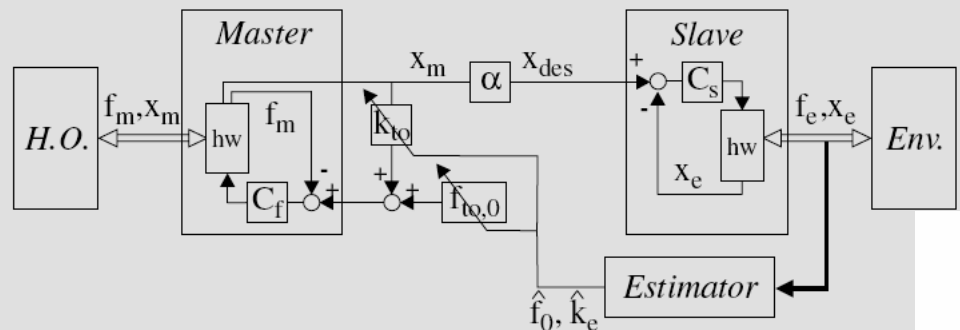
New concept:

- Force sensor integrated in trocar
 - trocar in passive mechanism for trocar positioning
- Force sensor at end-effector robot
 - ⇒ Difference of forces at both sites = forces at instrument tip
- Advantages:
 - No disturbance of forces at trocar
 - Less miniaturization constraints
 - Force sensing not integrated in the instrument
 - No modelling of friction in transmission necessary

4. Controller

Design goal: stiffness transparency for soft environments and absolute stability

- *On line shaped impedance reflection teleoperation (G. De Gersem)*
 - $f_{des_m} = f_o + k_{to} \cdot x_m$
 - $k_{to} = K \cdot k_e^\sigma$ 'enhanced sensitivity'



[4. Controller]

Optimalization

- Performance
 - To date, only experimentally tested for soft linear springs
 - Study of behaviour of Kalman filter for different parameters of the Kalman filter
 - Simulations: different stiffnesses, changes in stiffness and non-linearities
 - Experiments
 - Goal: to define group of environments/situations for which the “optimized” controller is performant



[4. Controller]

Optimization

- Stability
 - To date, experimentally tested stable for soft linear springs
 - Study of approaches to make existing controller stable, e.g. PO/PC, Frequency domain stability observer,...



5. Future perspectives

After integration to experimental master-slave system

- Users test with 'enhanced sensitivity'
 - Useful in which situations?
 - How and when to switch between normal mode and 'enhanced sensitivity' mode
- Testing damage models (Nele Famaey)
 - Relation between tool-tissue interaction forces and internal stress
 - Relation between internal stress and tissue damage



[Any questions or advice?]



Thank you



Robot-Assisted Surgery group
Department of Mechanical Engineering
K.U.Leuven

